



Student Management System

Help Manual

Steps to fill online application form

Register:

By providing first name, last name and email

[Home](#) / [Registration](#)

Registration

First Name ✓

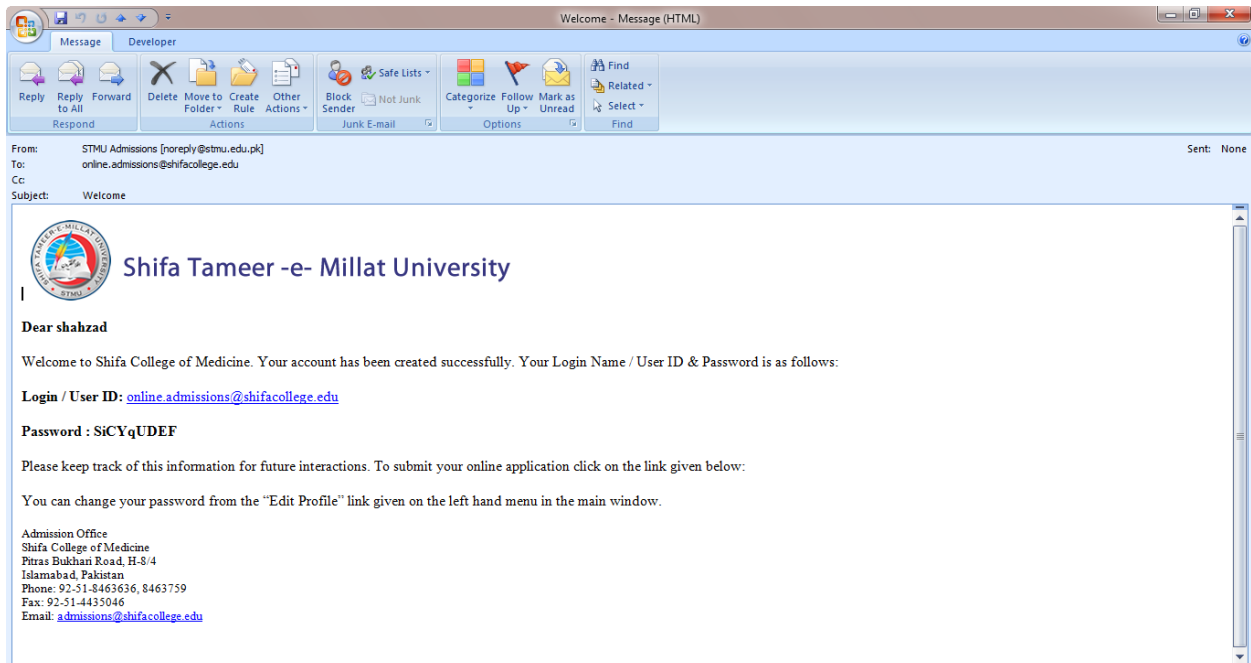
Last Name ✓

Email ✓

[Sign in](#)

Email:

Check your email inbox or junk/Spam folder, STMU admissions system has sent you an email containing login id and password.



The screenshot shows an email client window titled "Welcome - Message (HTML)". The interface includes a toolbar with various actions like Reply, Forward, Delete, Move to Folder, Create Rule, Other Actions, Block Sender, Not Junk, Categorize, Follow Up, Mark as Unread, Find, and Related. The email header shows the sender as "STMU Admissions [noreply@stmu.edu.pk]" and the recipient as "online.admissions@shifacollege.edu". The subject is "Welcome".

Shifa Tameer -e- Millat University

Dear shahzad

Welcome to Shifa College of Medicine. Your account has been created successfully. Your Login Name / User ID & Password is as follows:

Login / User ID: online.admissions@shifacollege.edu

Password: SiCYqUDEF

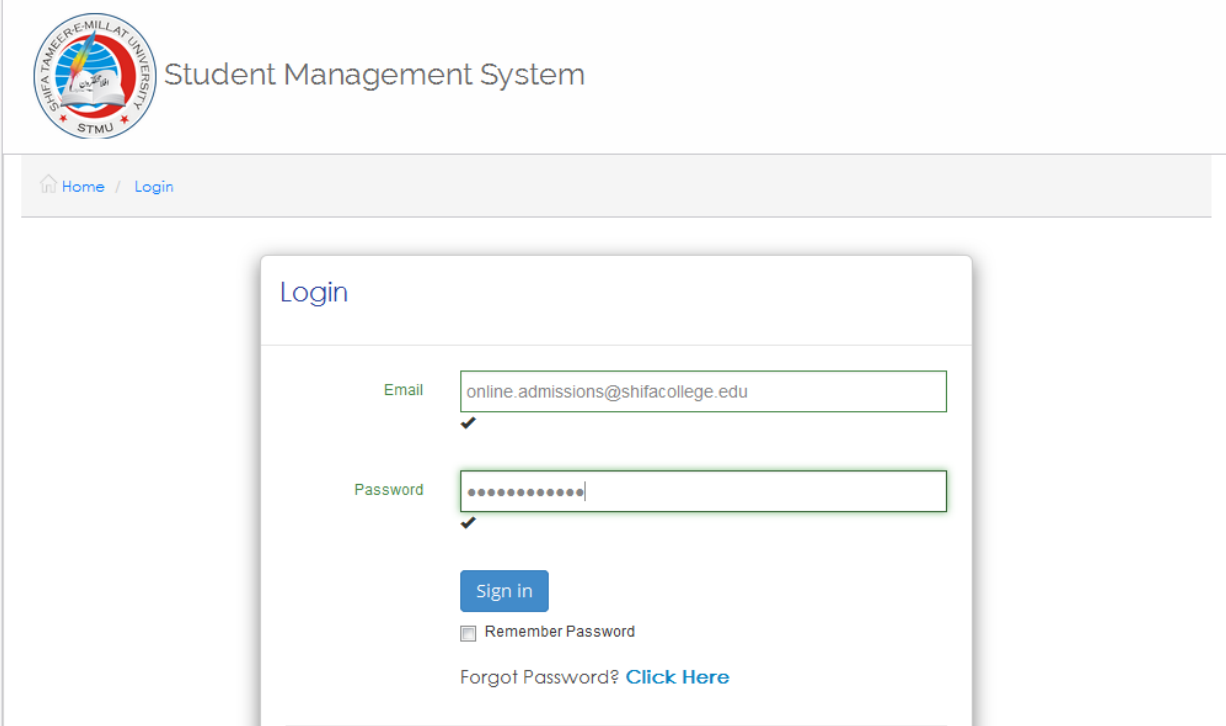
Please keep track of this information for future interactions. To submit your online application click on the link given below:


You can change your password from the "Edit Profile" link given on the left hand menu in the main window.

Admission Office:
Shifa College of Medicine
Pitras Bukhari Road, H-8/4
Islamabad, Pakistan
Phone: 92-51-8463636, 8463759
Fax: 92-51-4435046
Email: admissions@shifacollege.edu

Login:

Enter your email address and password which was emailed you earlier and press sign in.



 Student Management System

[Home](#) / [Login](#)

Login

Email

✓

Password

✓

Remember Password

Forgot Password? [Click Here](#)

Apply for a program:

Choose your college where you wish to apply then choose your program in which you wish to apply. Choose category if applicable and press Save.

Applied Programs List

ID	Program Name	Applied in Program As	Status
1	⇒ Bachelor of Medicine/ Bachelor of Surgery (MBBS)	Foreign	Incomplete
2	⇒ Bachelor of Medicine/ Bachelor of Surgery (MBBS)	Local	Incomplete

For applying in another program

College

Program

Category

2014 © STMU-SMS

List of Applied program/s:

Click on your applied program to proceed to the application form.

[Home](#) / [Profile](#)

Profile

Welcome shahzad

Applied Programs List

ID	Program Name	Applied in Program As	Status
1	⇒ Bachelor of Medicine/ Bachelor of Surgery (MBBS)	Foreign	Incomplete
2	⇒ Bachelor of Medicine/ Bachelor of Surgery (MBBS)	Local	Incomplete

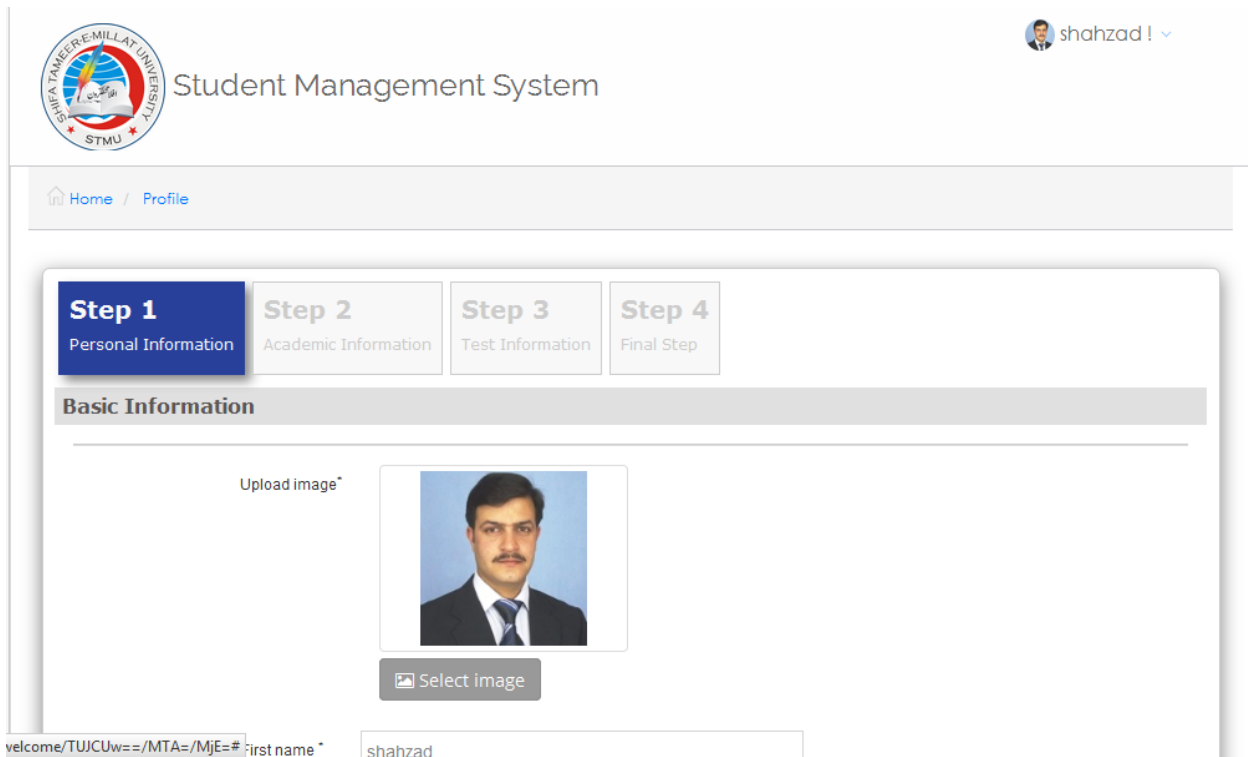
For applying in another program

College

Program

Steps:

Complete all steps one by one until your application status is complete. Fill Personal Information in step1



The screenshot shows the 'Student Management System' interface. At the top left is the logo of Shaheed Zia Parkari Millat University (STMU). The user's name 'shahzad !' is displayed in the top right. A navigation bar contains 'Home' and 'Profile' links. Below this is a progress indicator with four steps: 'Step 1 Personal Information' (highlighted in blue), 'Step 2 Academic Information', 'Step 3 Test Information', and 'Step 4 Final Step'. The main content area is titled 'Basic Information' and features an 'Upload image*' section with a photo of a man in a suit and a 'Select image' button. At the bottom, a form field for 'first name' contains the text 'shahzad'.

Student Management System

shahzad !

Home / Profile

Step 1 Personal Information

Step 2 Academic Information

Step 3 Test Information

Step 4 Final Step

Basic Information

Upload image*

Select image

welcome/TUJCUw=~/MTA~/MjE=# first name * shahzad

Save:

Fill all the mandatory fields and press save button in the bottom of each page.

Guardian Information	
Guardian Name *	<input type="text" value="Father Name"/>
Profession *	<input type="text" value="Doctor"/>
Cell Phone *	<input type="text" value="03332200613"/> 03139999999
Home phone *	<input type="text" value="03332200613"/> 0512229998
Office phone *	<input type="text" value="03332200613"/> 0512229998
CNIC Number *	<input type="text" value="1234567891234"/> 1210154252847
Email address	<input type="text" value="asdasd@sdafasea.com"/>
Mail Address *	<input type="text" value="a das dadas"/>

Academic Information:

Fill your academic information in step 2 one by one. Enter Metric/O-level first and press save then enter HSSC/A-Level and press Save.

Step 1 Personal Information **Step 2** Academic Information Step 3 Test Information Step 4 Final Step

Add Your Academic information starting from Matric or Equivalent

Select Degree: Intermediate

Institute Name: My College

Board: Federal

Year: 2013

Obtained Marks: 1020

Total Marks: 1500

Grade/Division: B

Save

Qualification	Institute	Board	Passing Year	Marks Obtained	Total Marks	Grade	Scanned Degree
---------------	-----------	-------	--------------	----------------	-------------	-------	----------------

Previous **Next**

Upload Marks Statement:

Upload your marks statement against appropriate qualification. Press browse button then Press next button.

Home / Profile

Step 1 Personal Information

Step 2 Academic Information

Step 3 Test Information

Step 4 Final Step

Select Degree

Institute Name *

Board *

Year * ****

Obtained Marks

Total Marks

Grade/Division

Qualification	Institute	Board	Passing Year	Marks Obtained	Total Marks	Grade	Scaned Degree
SSC	My Puplic School	Federal	2012	950	1000	A	<input type="button" value="Browse..."/> No file selected.
FSC	My College	Federal	2013	1020	1500	B	<input type="button" value="Browse..."/> No file selected.

Print Fee Voucher:

Print Bank voucher and submit in Habib Bank before the Due date mentioned on the bank voucher.

Firefox

Step 1
Personal Information

Step 2
Academic Information

Step 3
Test Information

Step 4
Final Step

Print this voucher and submit fee in the prescribed bank

[Print](#)

Specialized Fee Challan Form		Shifa Tameer-e-Millat University Shifa College of Medicine	
Deposit Slip (Depositor Copy)			
Ch./Receipt/Slip No:	0021		
Issue Date:	26-06-2014	Due Date:	31-07-2014
Credit to:	Shifa Tameer-e-Millat University		
Collection Account#:	0042-79001488-03		
Instrument Type:	Cash <input type="checkbox"/> Cheque <input type="checkbox"/> PO/DD <input type="checkbox"/> Any Other <input type="checkbox"/>		
Instrument No:		Date:	
Drawn on Bank / Branch			
Location :	Amount RS: 5000		
In Words:			
Depositors Signature:	_____		
Official Stamp			
Bank's Teller:		Bank's Officer:	
Registration No.:			
Name :	shahzad		
Program:	MBBS	Semester/Year:	Summer Active Session 2014
Particulars		Amount (RS)	
Tuition Fee			
Admission Fee			

Specialized Fee Challan Form		Shifa Tameer-e-Millat University Shifa College of Medicine	
Deposit Slip (Bank Copy)			
Ch./Receipt/Slip No:	0021		
Issue Date:	26-06-2014	Due Date:	31-07-2014
Credit to:	Shifa Tameer-e-Millat University		
Collection Account#:	0042-79001488-03		
Instrument Type:	Cash <input type="checkbox"/> Cheque <input type="checkbox"/> PO/DD <input type="checkbox"/> Any Other <input type="checkbox"/>		
Instrument No:		Date:	
Drawn on Bank / Branch			
Location :	Amount RS: 5000		
In Words:			
Depositors Signature:	_____		
Official Stamp			
Bank's Teller:		Bank's Officer:	
Registration No.:			
Name :	shahzad		
Program:	MBBS	Semester/Year:	Summer Active Session 2014
Particulars		Amount (RS)	
Tuition Fee			
Admission Fee			

Final Submit:

After printing of bank voucher please press Final Submit button to submit your application.

The screenshot shows a web browser window with the title 'Student Management System'. The browser's address bar shows 'shahzad'. The page header includes the logo of Shifa Tameer-e-Millat University (STMU) and the text 'Student Management System'. Below the header, there is a navigation bar with 'Home / Profile'. The main content area displays a 'Profile' section with the text 'Welcome shahzad'. Below this, there is a section titled 'Applied Programs List' which contains a table with the following data:

ID	Program Name	Applied in Program As	Status
1	⇨ Bachelor of Medicine/ Bachelor of Surgery (MBBS)	Foreign	Incomplete
2	⇨ Bachelor of Medicine/ Bachelor of Surgery (MBBS)	Local	CLICK HERE TO SUBMIT YOUR APPLICATION Final Submit

Below the table, there is a section titled 'For applying in another program' which contains two dropdown menus: 'College' (with the text 'Select a College') and 'Program' (with the text 'Select a Program'). A 'Save' button is located below these dropdowns.

Please email your queries and suggestions on
online.admissions@shifacollege.edu or Call 051-846-4173